



Financing Gender Equality and Women's Empowerment Results

Executive Board Second Regular Session
Structured Dialogue on Financing
14-15 September 2021



WE FACE

Uneven progress on SDG 5 and COVID-19 could reverse limited progress and exacerbate existing gender inequities

WE NEED

Diverse financing partnerships and instruments to realize ambitious investments in gender equality

WE ARE

Generating financial commitments through our advocacy and partnerships such as those with the IFIs and DFIs, collaboration around the GEF and work to grow SDG 5 investments

Presentation Outline

Investments in Results

Revenue and Expenditure in 2020

Funding Gaps

UN Women's Response



Investments in Results

EVAW

Over 54 million people reached since 2015 with grants through the UN Trust Fund to EVAW; **2.9 billion** women and girls in **96 countries** have stronger legal EVAW frameworks and in **85 countries** have improved access to quality EVAW support services.



Economic Empowerment

75 countries, home to **2.6 billion** women and girls have stronger regulations and policies on WEE; **100,000 women per year** enhanced their skills to participate in the economy; **125,000 rural women** benefited from access to sustainable livelihoods and climate-resilient technologies and resources, and **4,445 companies** signed on to the WEPs.



Leadership & Governance

89 countries have stronger legal protection for **3 billion** women and girls through **700+ legal reforms**; statistical systems in **80 countries** strengthened to track gender equality; **55 NDSs** are gender-responsive and **24,000+** aspiring women leaders enhanced campaigning and other skills.



Peace & Security

365 million people in **42 countries** benefit from gender-responsive DRR policies; **76** countries adopted NAPs on WPS, **1.3+ million** women and girls in humanitarian services benefited from support; and funding for gender equality in UN peacebuilding has almost **tripled**.

\$14M regular resources and **\$91M earmarked other resources reprogrammed** to support governments, UN system and CSO COVID-19 response through convening, policy advocacy, service delivery and technical assistance in **88 countries**.



Ending Violence against Women – 68 offices responded to the shadow pandemic with support for violence prevention and response, including essential services (shelters, counseling, hotlines).



Economic Security – 64 offices supported economic resilience and social protection, including cash for care work; assistance to FHHs and women’s enterprises; and via gender provisions in economic stimulus packages.



Data & Gender Mainstreaming – 55 offices supported evidence, data and gender mainstreaming in national COVID-19 response plans and national data, supporting impact assessments and score cards.



Leadership – 48 offices convened women leaders in government and civil society from local to national levels to ensure their voices inform national policy processes.



Humanitarian Action – 18 countries received support in humanitarian settings to mitigate the impacts of COVID-19.



Revenue and Expenditure in 2020



HIGHEST LEVEL REGULAR
RESOURCES RECEIVED



HIGHEST LEVEL OTHER
RESOURCES RECEIVED

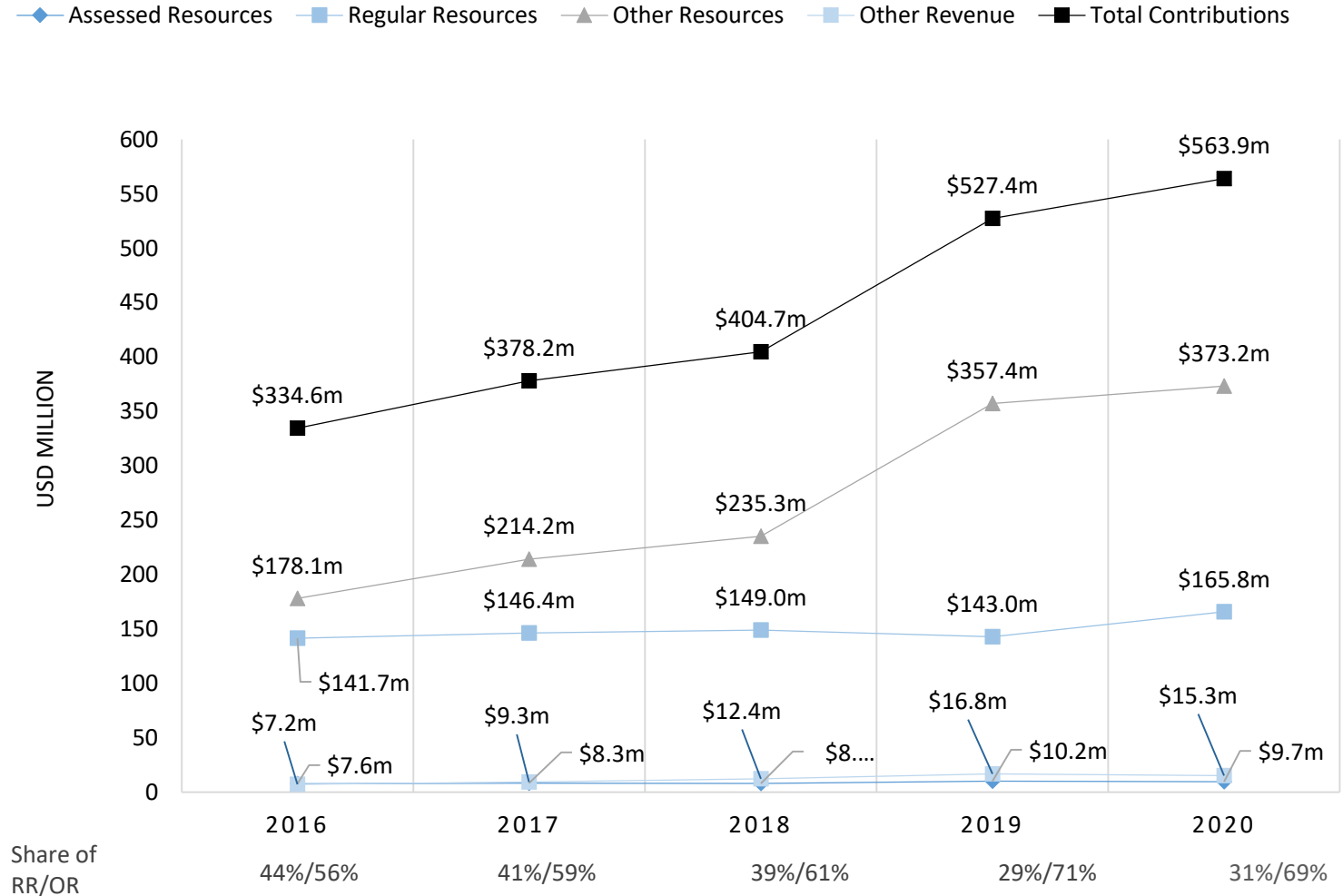


HIGHEST LEVEL EXPENDITURE
RECORDED

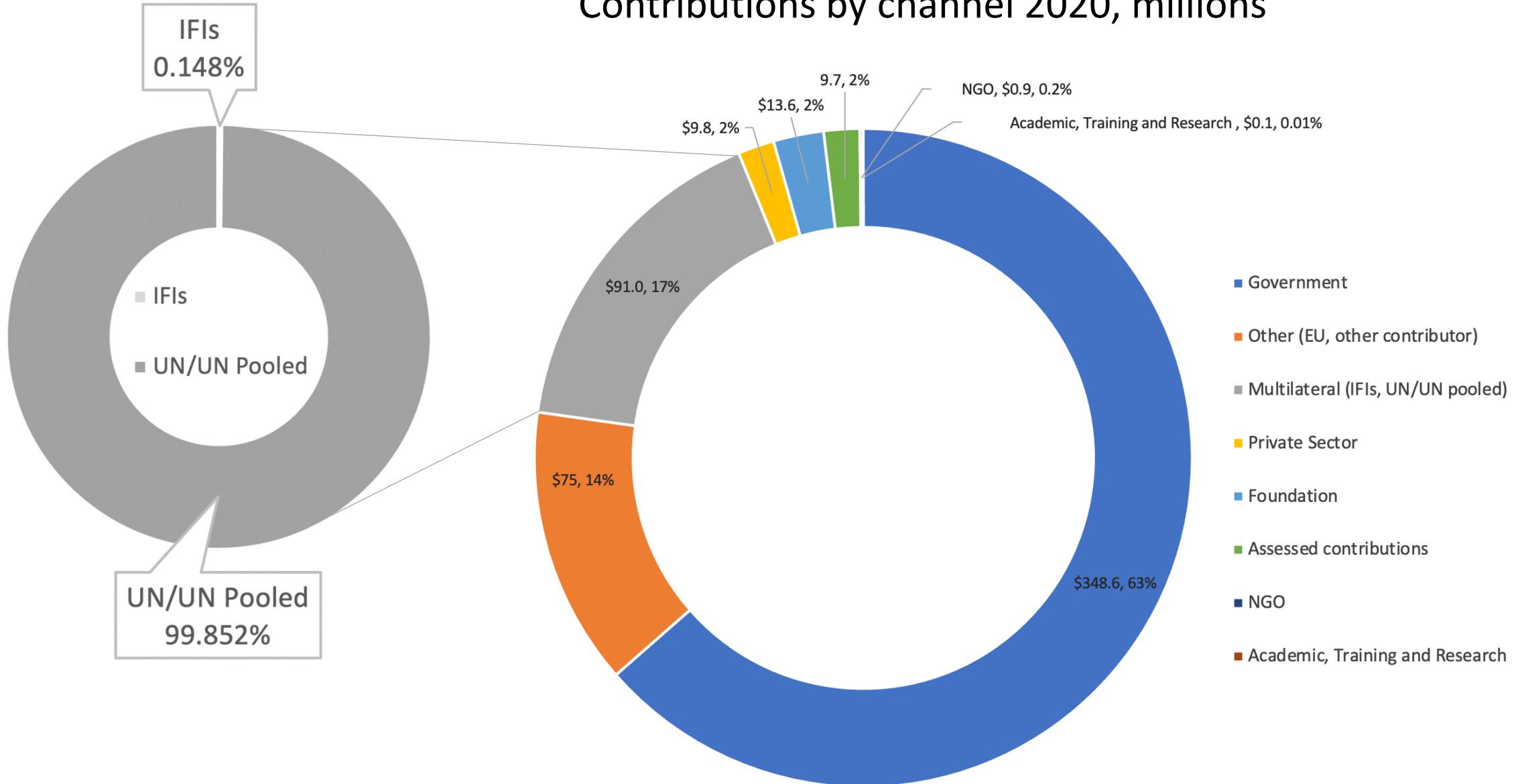
- Record revenue and expenditure despite COVID-19 challenges
- 15 of our Top 20 Government Donors increased contributions
- Fastest RR growth of any NY-headquartered UN Fund or Programme

- Total revenue at an **all-time high of \$563.9M with RR and OR records**
- RR up **15.9%**, OR up **4.4%**
- **50% of RR and 56% of OR** in multi-year commitments (versus 21% and 65% respectively in 2016)
- Average agreement value **\$1.7M for RR and \$0.9M for OR** (versus \$1.2 M and \$0.7M respectively in 2016)

Revenue by Type, 2016-2020

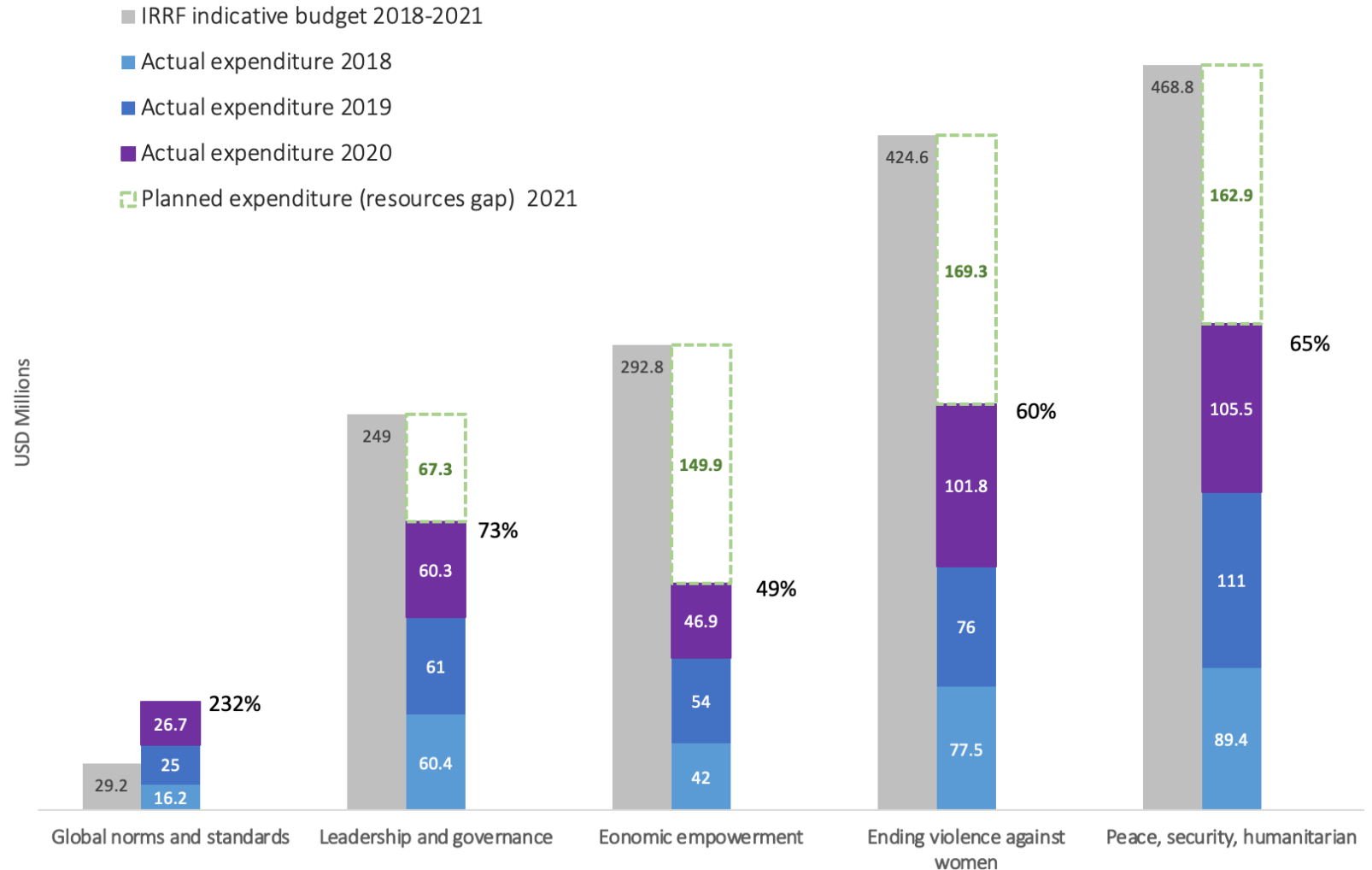


Contributions by channel 2020, millions



- Total programme expenditure reached a record **\$341.4M**, a 5% increase from 2019.
- Programme expenditure in the field reached a record **\$258M**, representing 75.5% of overall programme expenditure.
- Majority of resources expended on **SP Outcome 5 (WPS/HA)**, then **SP Outcome 4 (EVAW)**.
- Expenditure on SP Outcomes 2 and 5 were in line with indicative planning; Outcome 1 exceeded anticipated demand; Outcomes 3 and 4 were underfunded.

SP outcome expenditure 2018-2020

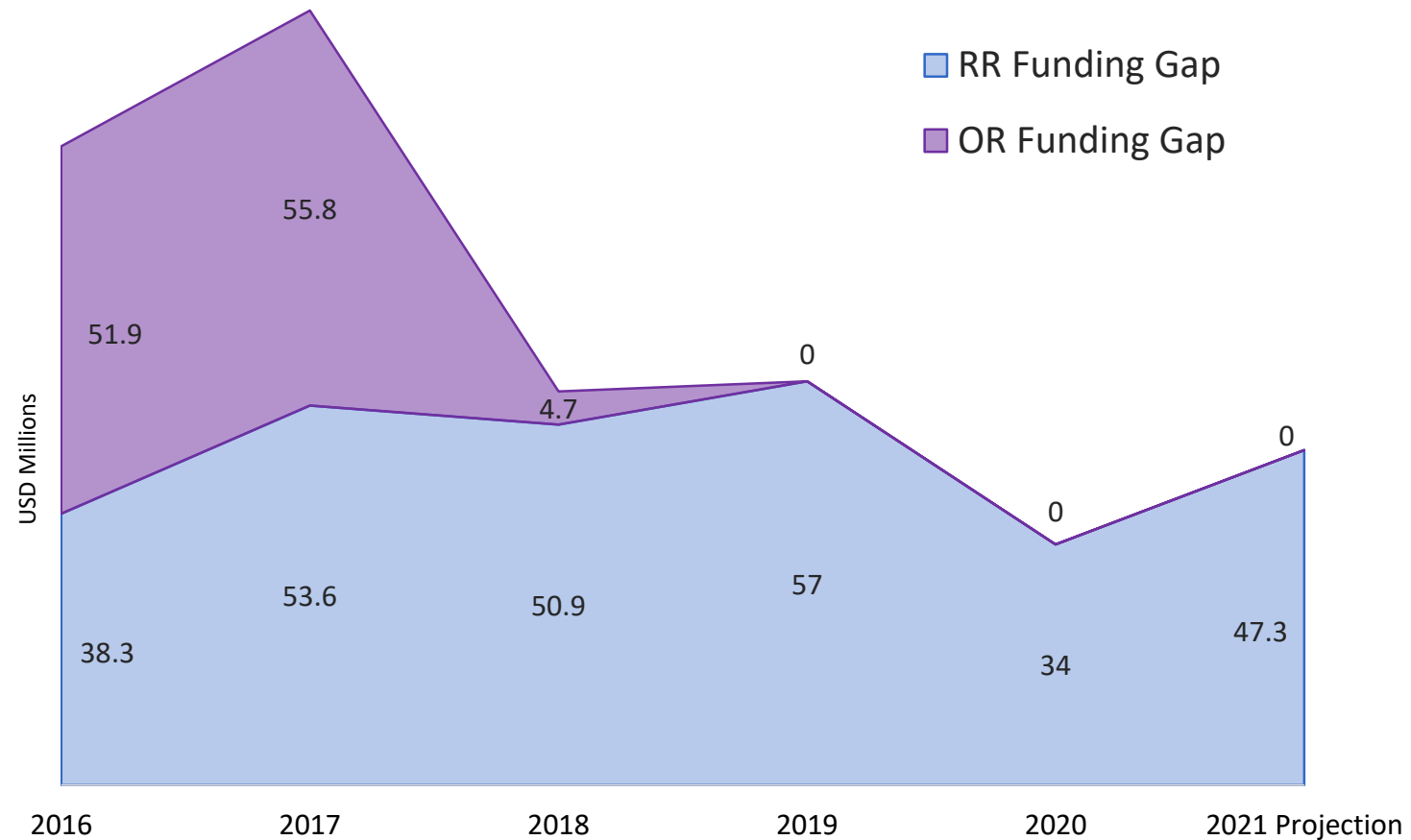




Implications of Funding Gaps

- 2020 RR funding gap narrowed to \$34M from \$57M in 2019 and the OR funding gap closed in 2019-2020
- 2021 projections is that OR is on track to meet the \$285M integrated budget estimate but anticipates a \$47M RR gap or 23.5% of the \$200 M RR integrated budget estimate and a 7% reduction from 2020
- Most donors have held RR contributions stable or increased in 2021. These have largely offset donor reductions in the light of increased economic demands of COVID recovery
- Share of contributions received as RR is declined from 44% in 2015 to 31% in 2020. However, the projected share of RR in 2021 is 53%, primarily due to an anticipated reduction in OR

Funding gaps against IB estimates 2016-2021



RR funding gaps reduces available core programmable, which impedes our ability to undertake mandate-driven work and leverage resources



IMPACTS OUR ABILITY TO BE FLEXIBLE AND RESPOND TO EMERGENCIES



IMPACTS OUR ABILITY TO DEVELOP INNOVATIVE AND CATALYTIC GEWE PROGRAMS



IMPACTS OUR ABILITY TO LEVERAGE PARTNERSHIPS & OTHER RESOURCES FOR THE MANDATE

Year	Other resource dollars raised per available core programmable dollar
2016	\$3.70
2017	\$4.10
2018	\$4.70
2019	\$8.00
2020	\$5.40

NORMATIVE



\$15 million would ensure alignment of sexual, reproductive, maternal, newborn, child and adolescent health frameworks and COVID-19 health response plans in 36 countries with global normative frameworks and reform of discriminatory laws.

COORDINATION



\$15 million would have enabled UN Women to expand sustained gender advisory capacity and technical assistance to United Nations-led humanitarian efforts to over 30 crisis settings worldwide.

OPERATIONAL



\$20 million would expand policy, advisory, and programme support for COVID-19 recovery to 66 countries on the intensification of women's and girls' unpaid care and domestic work, increased stress on the paid care sector, and women's economic insecurity.

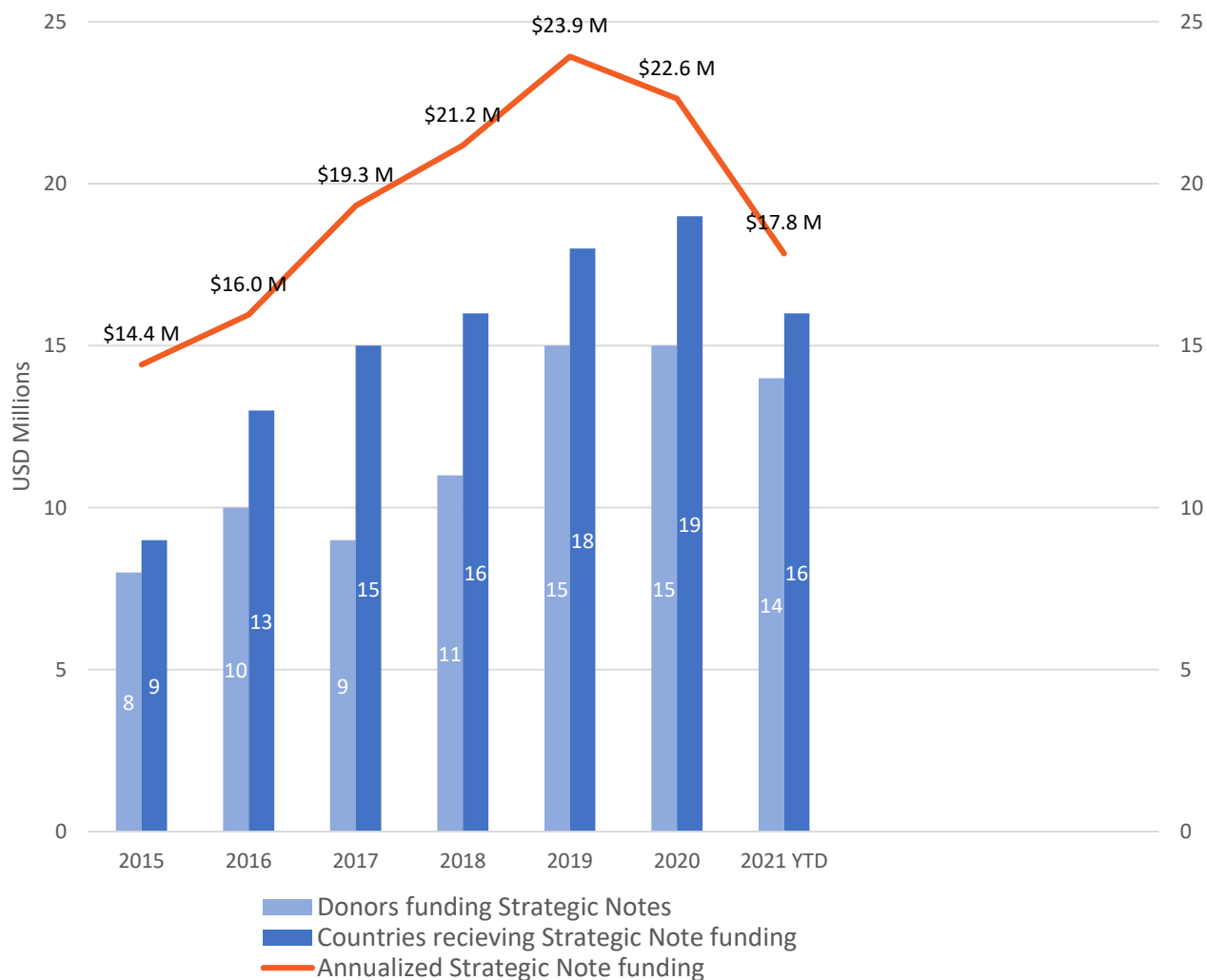


UN Women's Response in Partnership

- Building partnerships with IFIs to influence their financing and programming to expand resources for SDG5
- Supporting Gender Bonds as an innovative financing instrument to support gender equality
- In line with coordination mandate, a global 5-year action on gender equality, underwritten by billions in new funding commitments through GEF.



Strategic Note funding 2015-2021



*extracted from DAMS, total agreement value has been annualized

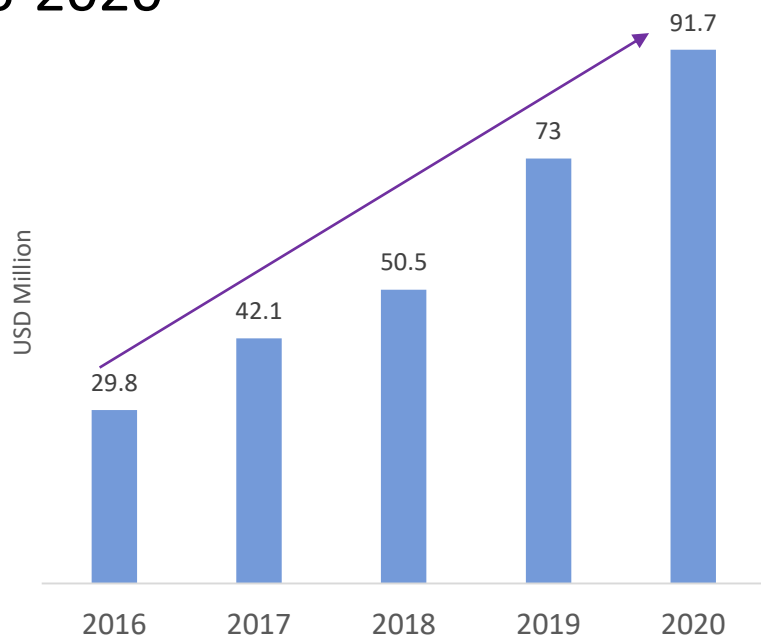
2020 Donors

Alwaleed Bin Talal Foundation, Austria, Denmark, Finland, France, Iceland, Kazakhstan, Netherlands, Norway, Sweden, Turkey, UNOPS, United States, US National Committee, Zonta

Advantages

- SNs align with UNSDCF and with national priorities and promote UN system-wide coherence
- SNs funding *is earmarked* but reduces transaction costs related to programme development and management
- Allows for more strategic allocation of resources to reach transformative results

Interagency contributions 2016-2020



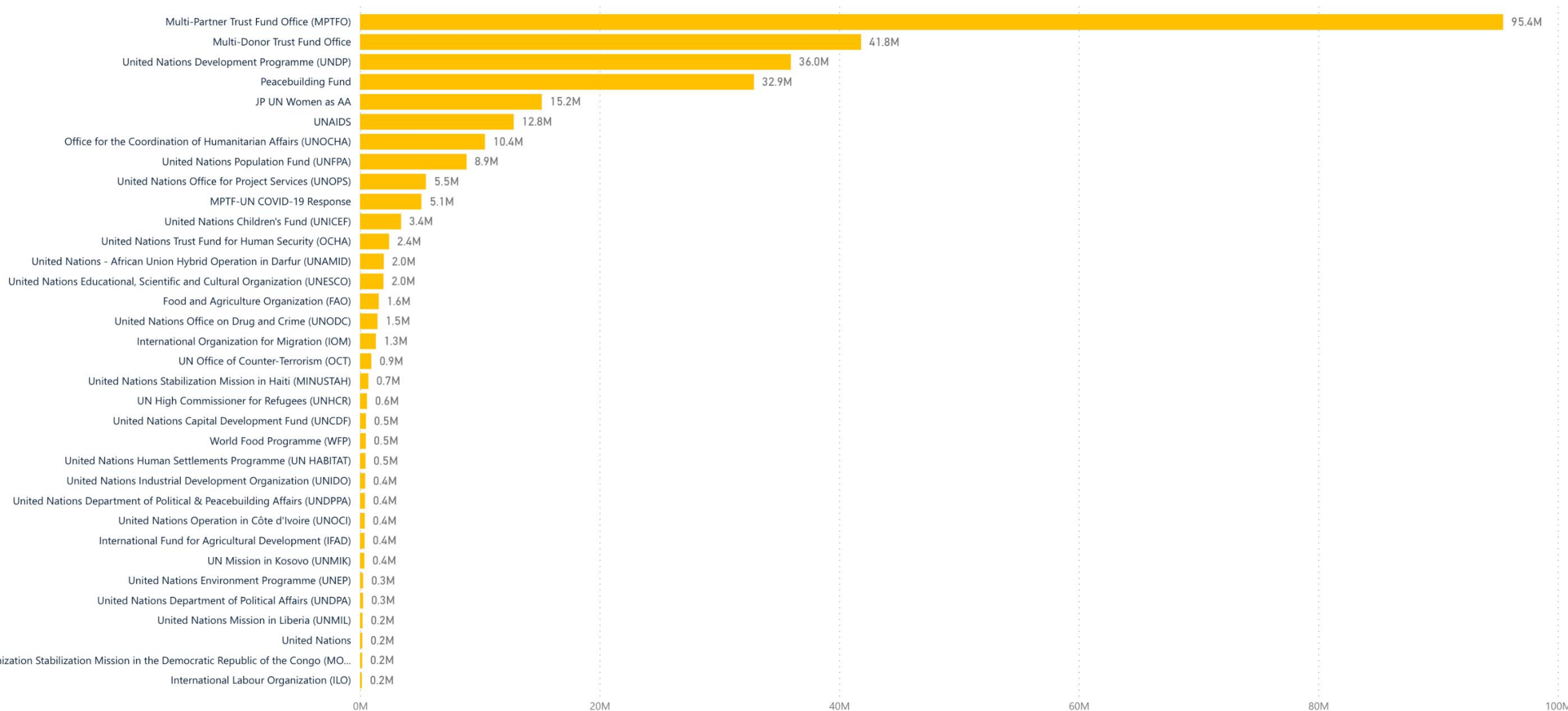
Interagency revenue grew by **over 200% in 5 years** and **26% of expenditure is through joint programmes**, surpassing 2020 SP target of 20%



UN Women helped to influence Peacebuilding Fund allocations for gender equality: **51 PBF-funded projects** implemented in 2020 in **28 countries** with total multi-year budgets of **\$43M**

UN Agency contributors, 2016-2020

● UN Agency



National Committee Campaign	UN Women Investment	Year 1 Revenue	Year 1 Rol	Estimated Year 3 Rol
Iceland Fundraising TV show	\$200,000	\$240,822	1.2	3.1
Sweden Digital marketing and telemarketing	\$39,000	\$26,278	(0.67)	2.32
Netherlands Face-to-face and telemarketing	\$30,000	\$24,687	(0.82)	2.7

Overall estimated individual giving Rol based on previous pilots

Year	Estimated Rol
1	(0.7)
2	1.5
3	2.7
4	>3

Individual givers are traditionally loyal (**7+ years**) which offers resilience when the economy turns

Gross revenue from monthly giving in 2020 was **\$2.46 M**

NatCom	# New in 2019	# New in 2020	# End 2020
Australia	276	889	1,967
Austria	-	2	19
Finland	44	159	2,830
France	13	31	35
Germany	217	154	828
Iceland	2,885	1,326	9,573
Japan	13	22	42
Netherlands	75	83	146
New Zealand	5		10
Sweden	81	158	411
UK	59		186
US	12	33	65
TOTAL	3,860	2,857	16,112

2020 Top Government Donors

165

MILLION IN RR CONTRIBUTIONS, THE HIGHEST LEVELS EVER RECORDED

83

GOVERNMENTS CONTRIBUTED RR TO UN WOMEN

24

GOVERNMENTS PROVIDED MULTI-YEAR RR COMMITMENTS

20

PARTNERS INCREASED RR CONTRIBUTIONS

19

GOVERNMENTS MADE EARLY YEAR RR PAYMENTS

COUNTRY	Regular Resources (Core)	Other Resources (Non-core)	TOTAL
1. European Commission*		75	74.66
2. Sweden	19	53	71.63
3. Finland	20	12	32.28
4. Norway	10	16	25.55
5. Australia	5	19	23.12
6. Japan	4	19	22.56
7. Switzerland	16	4	20.55
8. Germany	16	4	20.38
9. United Kingdom	16	3	19.10
10. Canada	5	14	18.66
11. United States of America	11	7	18.61
12. Denmark	11	6	16.89
13. Netherlands (the)	4	7	11.16
14. Italy	3	4	6.51
15. Republic of Korea (the)	3	3	6.42

**The European Commission is a Government member organization, this total includes funding towards the Spotlight Initiative.*



THANK YOU!